

# Japan Equity Small Cap Absolute Value (I) JPY

DAIWA SBI LUX FUNDS SICAV | MONTHLY FACTSHEET

Data as of 30 April 2021

## Investment Objective

To maximise total return over the medium-to-long term.

## Product Description

This long-only product aims to maximise total return over the medium-to-long term by adopting a distinctive value-biased active investment style by looking for investment opportunities in undervalued, small- and micro-cap companies with sustainable growth potential.

## Investor Profile

Institutional and wholesale investors seeking investments in Japanese small cap equities with a long-term investment horizon.

## Key Facts

ISIN [(I) JPY]	LU1550200833
Bloomberg Ticker	DSBSCJI
Fund Domicile	Luxembourg
Legal Structure	SICAV
LEI	2138008IOOVSKCGISQ06
Regulatory Structure	UCITS
Investment Manager	Sumitomo Mitsui DS Asset Management Company, Limited
DSBI LEI	353800OR4M01T5D64H14
Strategy Inception	30 April 2004
Fund Inception	28 February 2017
Share Class Inception	26 September 2017
Portfolio Manager	Tatsuro NIGAURI
Base Currency	JPY
Available Currencies	JPY, EUR, GBP, USD
Investment Style	Small & Micro Cap: Value
Reference Benchmarks	TOPIX (with div) Russell/Nomura Small Cap (with div)
Number of Holdings	Circa 150
Fund AUM (million)*	JPY 11,908.02 EUR 90.50 USD 108.94
Strategy Size (million)**	JPY 116,882.86 EUR 899.99 USD 1,057.76
Administrator	Brown Brothers Harriman (Luxembourg) S.C.A.
BBH LEI	222100V03Y766EM5TZ83

\*As at 30 April 2021 \*\*As at 31 March 2021

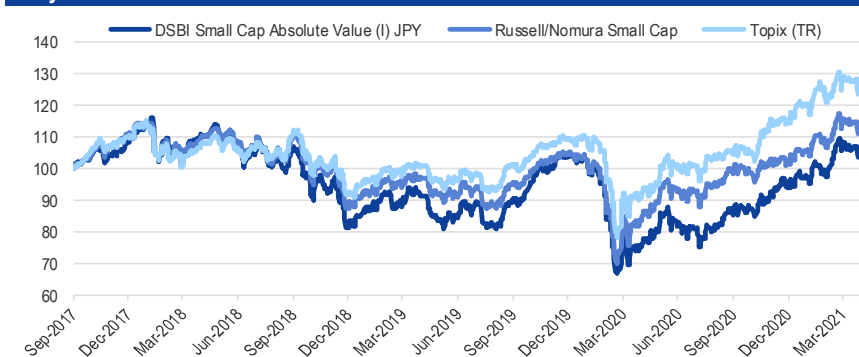
## Investment Information

Investment Management Fee	Institutional (I) 0.80% p.a.	Wholesale (A) 1.20% p.a.
Max Man Co. Fee	0.35% p.a.	
Trading Frequency	Weekly, on Tuesday	
Dealing Cut-Off Time	16:00 CET Monday, weekly	

## Performance Risk Warnings

Risk warning: Past performance is not a reliable indicator of future performance and may not be repeated. An investment's value and the income deriving from it may fall, as well as rise, due to market fluctuations. Investors may not get back the amount originally invested. Any minor discrepancies are due to rounding. Performance is shown in JPY, the return may increase or decrease as a result of currency fluctuations, and is gross of fees (after trading expenses).

## Daily Fund Performance vs. Reference Benchmarks#

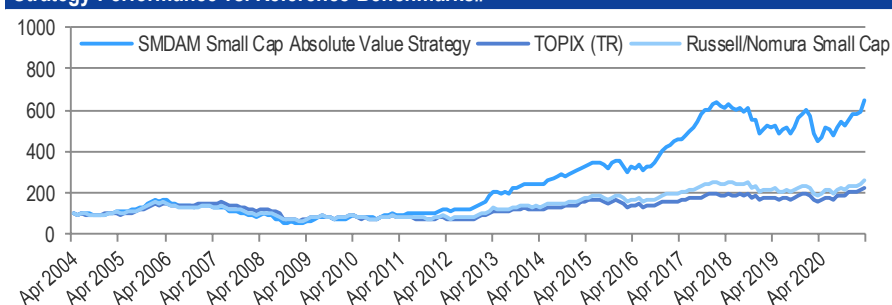


Source: SMDAM and Bloomberg, data as at 30 April 2021. Rebased to 100 at inception of share class (26 September 2017). The chart above shows daily performance, in JPY, of the UCITS Fund against the reference benchmarks: TOPIX (with div) and Russell/Nomura Small Cap (with div). Performance is illustrated Gross of fees.

## Fund Performance Share class: (I) JPY as at 30 April 2021

ISIN: LU1550200833 Fund: Net of Fees	February 2021 %	March 2021 %	April 2021 %	3 Month %	1 Year % p.a.	Since Inception % p.a. †
Small Cap Absolute Value	2.24	10.32	-3.67	8.65	32.54	0.91
TOPIX#	3.12	5.71	-2.84	5.91	32.34	6.18
Excess Return#	-0.87	4.61	-0.83	2.75	0.19	-5.28
Russell Nomura Small Cap#	2.25	7.60	-2.98	6.74	28.54	2.95
Excess Return#	-0.01	2.72	-0.69	1.91	4.00	-2.05

## Strategy Performance vs. Reference Benchmarks#



Source: SMDAM and Bloomberg. Data as at 31 March 2021. Rebased to 100 at inception of strategy (30 April 2004). The chart above shows performance, in JPY, of the Japan Equity Small Cap Absolute Value strategy against the reference benchmarks: TOPIX (with div) and Russell/Nomura Small Cap (with div).

JPY Basis Strategy: Gross of Fees	Strategy Δ Performance as at 31 March 2021			
	3 years % p.a.	5 years % p.a.	10 years % p.a.	Since inception % p.a.
Small Cap Absolute Value	2.32	14.85	21.48	11.72
TOPIX#	6.90	10.17	10.82	5.01
Excess Return#	-4.58	4.68	10.66	6.72
Russell/Nomura Small Cap#	2.28	8.91	11.82	5.91
Excess Return#	0.03	5.93	9.66	5.91
Sharpe Ratio	0.11	0.80	1.19	0.58

## Performance Disclaimers

Source for all Fund data is SMDAM and SMDAM (UK). Basis for (I) JPY unhedged share class performance data: NAV based, total return (net of fees), in JPY. # Where the Japan Equity Small Cap Absolute Value UCITS Fund performance is compared to TOPIX (with div) and Russell/Nomura Small Cap (with div) indices performance, this is done for reference purposes only as the Strategy and UCITS Fund is benchmark-agnostic. This information is provided against the TOPIX index to illustrate how the investment fared versus the entire Japanese Market. Periods of performance stated that pre-dates fund launch date 28 February 2017 are for illustrative purposes only and represents a segregated GIPS composite (GIPS composite A1131). The GIPS composite has a similar composition to the Small Cap Absolute Value UCITS Fund and uses the same investment process and fund managers and therefore we believe the performance numbers quoted are a fair indication of what the performance of this Fund (gross of fees) would have been. Gross of fees include: returns reflect the reinvestment of dividends and other earnings and are shown before the deduction of investment management fees. Performance in the market commentary is shown in JPY terms.

† Inception date of Japan Equity Small Cap Absolute Value UCITS Fund (I) JPY is 26 September 2017

Δ The strategy's inception date is 30 April 2004

# Japan Equity Small Cap Absolute Value (I) JPY

DAIWA SBI LUX FUNDS SICAV | MONTHLY FACTSHEET

Data as of 30 April 2021

## CONTACTS

### Business Development and Client Relations

Takahiro UENO: +44 (0)20 7507 6431  
 Jennifer SANDS: +44 (0)20 7507 6424  
 Marius ERIKSEN: +44 (0)20 7507 6438  
 Email: uksales@smd-am.co.jp

### Asset Management Company

Sumitomo Mitsui DS Asset Management (UK) Limited  
 5 King William Street,  
 London EC4N 7DA  
 United Kingdom  
 www.smd-am.co.uk

### Management Company:

Duff & Phelps (Luxembourg)  
 Management Company S.à.r.l  
 AIR Building, 1 rue Jean Piret,  
 Luxembourg, L-2350

### Paying / Information Agents:

Austria: Erste Bank der österreichischen Sparkassen AG

Germany: German Fund Information Service UG (Haftungsbeschränkt)

Luxembourg: Brown Brothers Harriman (Luxembourg) S.C.A.

Switzerland: Swiss Paying Agent in Switzerland is Telco Ltd.  
 Bahnhofstrasse 4,  
 6430 Schwyz,  
 Switzerland.

The representative in Switzerland is 1741 Fund Solutions Ltd,  
 Burggraben 16,  
 CH-9000 St. Gallen.

The prospectus, the Key Investor Information Document, the articles of association as well as the annual and semi-annual reports may be obtained free of charge from the representative.

France: Société Générale S.A.  
 Facilities Agent:

United Kingdom: Global Funds Registration Ltd.

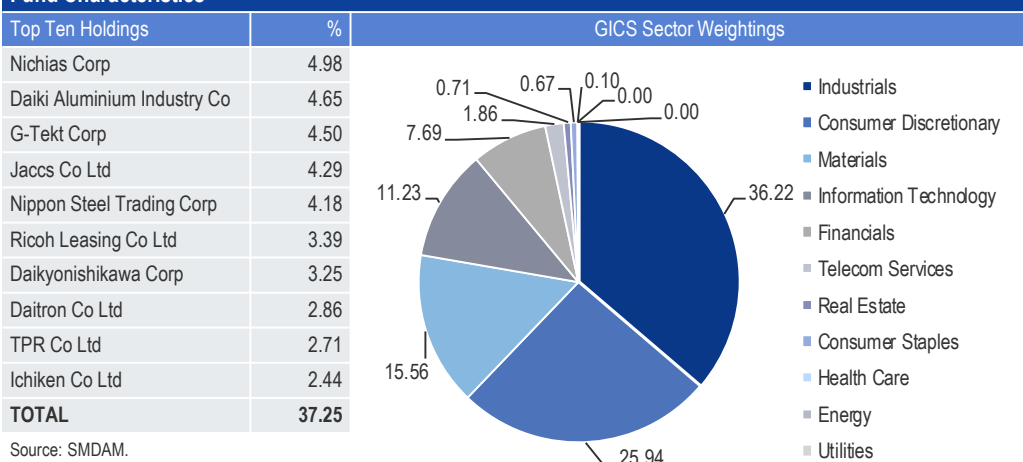
## Market Commentary

Japanese stocks entered a correction phase in April due to the fourth wave of coronavirus while global stock markets remained generally firm. The TOPIX (including dividends) and the Russell/Nomura Small Cap Index (including dividends R/N Small) dropped -2.84% (JPY terms) and -2.98% (JPY terms) respectively as value stocks that stayed on the recovery trend until March dragged down the overall market in the latest month. Our fund underperformed both reference benchmarks as we focus on investing in value stocks. Our fund fell to -3.67% (JPY terms).

The gap of share price indicators such as PER and PBR among issues within the small-/ mid-cap stock markets has expanded to an unprecedented level by now as the inflow of investment funds into the markets has concentrated on those with strong growth images for these three years. Value stocks began to gain an advantage again in May and we think their predominance will last for the long term. We will adhere to the current strategy and continue investing in value stocks based on the above-mentioned view.

Performance is shown in JPY terms.

## Fund Characteristics



Source: SMDAM.  
 Data as at 30 April 2021.

**NB: Futures positions constitute 0.00% of the portfolio as at 30 April 2021.**

## Institutional (I)

Share Class	ISIN	Minimum investment amount	Subsequent investment amount
JPY	LU1550200833	JPY 30,000,000	JPY 6,000,000
EUR (H)	LU1550201054	EUR 250,000	EUR 50,000
GBP (H)	LU1550201138	GBP 200,000	GBP 40,000
USD (H)	LU1550201211	USD 300,000	USD 60,000
GBP (UH)	LU1592281262	GBP 200,000	GBP 40,000

## Wholesale (A)

Share Class	ISIN	Minimum investment amount	Subsequent investment amount
JPY	LU1550201484	JPY 6,000,000	JPY 600,000
EUR (H)	LU1550201567	EUR 50,000	EUR 5,000
GBP (H)	LU1550201641	GBP 40,000	GBP 4,000
USD (H)	LU1550201724	USD 60,000	USD 6,000

(H) indicates hedged share class. (UH) indicates unhedged share class.

The Information in this document is not intended to be investment advice and is merely a brief summary of the main aspects of the fund. This document is for information only and should not be construed as an offer to purchase shares of the fund. It is correct to the best of our knowledge at the date of issue. This document may not be copied, redistributed or reproduced in whole or in part without prior written approval from Sumitomo Mitsui DS Asset Management (UK) Limited. For detailed information about the Fund please refer to the sales prospectus and the key investor information document (KIID). Financial information about the fund is provided in the latest audited annual report or interim, whichever is newest. The KIID, the sales prospectus and the most recent annual report and the latest semi-annual report, if published thereafter, are the only binding basis for the purchase of shares and investment decisions should be based solely on this. The documents can be obtained free of charge at Sumitomo Mitsui DS Asset Management, BBH, the paying agents, at Duff & Phelps (Luxembourg) Management Company S.a.r.l. and on [www.smd-am.co.uk](http://www.smd-am.co.uk) Sumitomo Mitsui DS Asset Management recommends that you read the KIID, the sales prospectus and the last half / annual report and that you contact a professional adviser for personalised advice before deciding on any investment. Sumitomo Mitsui DS Asset Management and / or BBH, the paying agents and Duff & Phelps (Luxembourg) Management Company S.a.r.l. assume no responsibility for the use of this document or its contents. This document does not contain any representation made by the management company of the fund. Opinions and data expressed herein are subject to change without notice. The shares issued in the Fund may only be offered for sale or sold in jurisdictions where such offer or sale is permitted. In respect of the units distributed in and from Switzerland, the place of performance and jurisdiction is the registered office of the Representative. **Risk warning: All information reflects current legal and economic conditions for BBH and Duff & Phelps, and is subject to continuous change.** Shares of the Fund are not subject to a purchase / sale in the U.S. or to U.S. persons residing outside the U.S. Any document regarding the Fund and / or the information may not be distributed in the U.S. Publication and distribution of this document and offer and sale of shares in the Fund may also be subject to special restrictions in other jurisdictions than the U.S. **Risk warning: Investments in the Fund can both increase and decrease in value due to market fluctuations, the fund's risk and costs associated with subscription and redemption, administration, etc., and you can lose the entire amount invested. The Fund's historical development should not be considered a reliable indicator of future returns.** Sumitomo Mitsui DS Asset Management (UK) Limited is authorised and regulated by the Financial Conduct Authority. On 1 October 2019, Sumitomo Mitsui Asset Management (London) Limited and Daiwa SB Investments (UK) Ltd. merged to form Sumitomo Mitsui DS Asset Management (UK) Limited.