

# SMD-AM Ares ESG Enhanced Global High Yield Bond Fund (F) USD

## Investment Objective

Maximise total return, consisting of interest income and capital appreciation, through access to the developed high yield bond markets while promoting, amongst others, certain environmental and social characteristics in compliance with Article 8 of the Sustainable Finance Disclosure Regulation ("SFDR"). This product is actively managed and invests in global high yield bonds, principally in the USA and Europe that are typically rated lower than Baa by Moody's or BBB by S&P or equivalently rated by Fitch. The Sub-Fund is actively managed but uses the ICE BofA Global High Yield Constrained Index (Total Return) ("HW0C") as a reference for performance comparison. This product promotes environmental or social characteristics, but does not have as its objective sustainable investment. The Sub-Fund is suitable for institutional and wholesale investors seeking to participate in the capital market performance of an actively managed SFDR Article 8 compliant global high yield bond portfolio, who can afford to invest their capital over the long term.

## Key Facts

**Sub-Fund Inception Date** 22 March 2024  
**Portfolio Managers** Boris OKULIAR, Brian ABDELHADI, Chris MATHEWSON, Kapil SINGH  
**Investment Manager** Sumitomo Mitsui DS Asset Management Company, Limited  
**Sub-Investment Manager** Ares Capital Management II LLC  
**ISIN (F USD)** LU2710802047  
**LEI** 213800IKWO7BJPUD7M73  
**Domicile** Luxembourg  
**Fund & Type Structure** UCITS (Luxembourg SICAV)  
**Base Currency** USD  
**Reference Benchmark** ICE BofA High Yield Constrained Index (Total Return) (HW0C)  
(For performance comparison purposes and not to attain the SFDR environmental or social characteristics promoted by this Sub-Fund.)  
**Number of Holdings** circa 100-200  
**Fund AUM (MM)** USD 36.52 (as at 30/06/25)  
**Administrator** Brown Brothers Harriman (Luxembourg) S.C.A.  
**EU 2019/2088 SFDR Regs** The Sub-Fund is categorised under SFDR as Article 8. The Sub-Fund promotes environmental and social characteristics but does not have a sustainable investment objective.

## Investment Information

**Investment Management Fee**  
Founders (F) up to 0.30% p.a.  
Institutional (I) up to 0.50% p.a.  
Wholesale (A) up to 1.00 p.a.  
**Total Expense Ratio**  
Founders (F) up to 0.70% p.a.  
Institutional (I) up to 0.90% p.a.  
Wholesale (A) up to N/A p.a.  
**Trading Frequency** Weekly  
**Dealing Cut Off Time** 16:00 CET

The prospectus and the Key Information Document as well as the annual and semi-annual reports may be obtained free of charge from our website: [www.smd-am.co.uk](http://www.smd-am.co.uk)

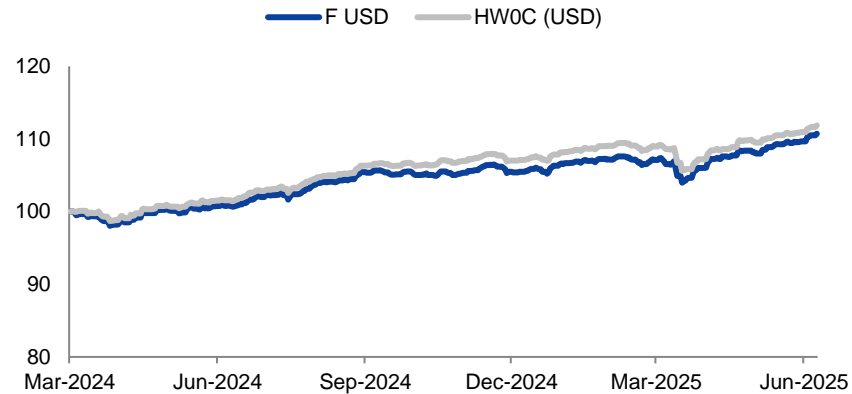
## Contacts

**For investors outside the EEA**  
Richard HAXE: +44 (0)20 7507 6431  
Alex BARRY: +44 (0)20 7507 6419  
Chloé CHOQUIN: +44 (0)20 7507 6424  
Thomas CARTWRIGHT: +44 (0)20 7507 6440

Email: [uksales@smd-am.co.jp](mailto:uksales@smd-am.co.jp)

## Performance %

Daily fund performance vs. reference benchmark



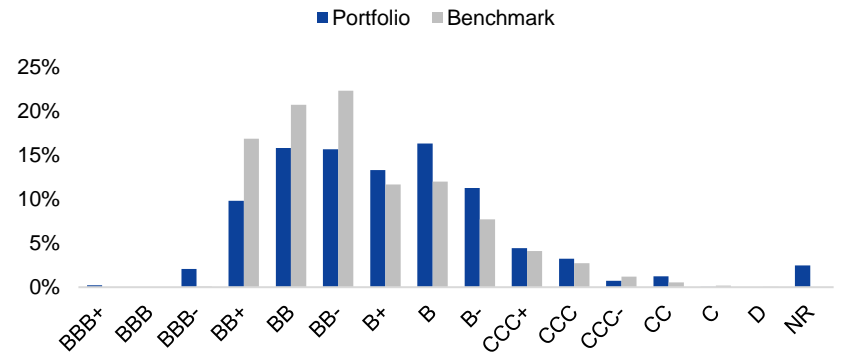
Source: SMDAM and Bloomberg, data as at 30 June 2025. Rebased to 100 at inception of the share class (22 March 2024). The chart above shows daily performance, in the currency stated for the Sub-Fund (USD) against the reference benchmark ICE BofA Global high Yield Constrained Index (Total Return) ("HW0C") which is shown in USD. Performance is illustrated net of fees.

Fund Performance Share Class: (F) USD		
(Net of fees)	Fund %	ICE BofA Global High Yield Constrained Index (HW0C) %
1m	1.72	1.61
3m	4.01	3.11
6m	4.83	4.37
12m	9.83	10.17
Since Inception p.a. (22/03/24)	8.32	9.20

Source: SMDAM, as at 30 June 2025.

**Risk warning:** Past performance is not a reliable indicator of future performance and may not be repeated. An investment's value and the income deriving from it may fall, as well as rise, due to market fluctuations. Investors may not get back the amount originally invested. Any minor discrepancies are due to rounding. Performance is shown in USD, the return may increase or decrease as a result of currency fluctuations and is net of fees (after trading expenses).

## Credit Rating Exposures



Source: SMDAM and Ares Capital as at 30 June 2025. The exposure weights of the SMD-AM Ares ESG Enhanced Global High Yield Bond Fund (F) USD are calculated using portfolio month-end weights.

### Portfolio Characteristics

Current Yield	5.57%
Yield to Maturity	6.30%
Yield to Worst	6.11%
Average Years to Maturity	4.09
Effective Duration (Portfolio Ave)	2.61
Number of Issuers	147
Number of Holdings	171
Average Credit Rating (S&P)	B+

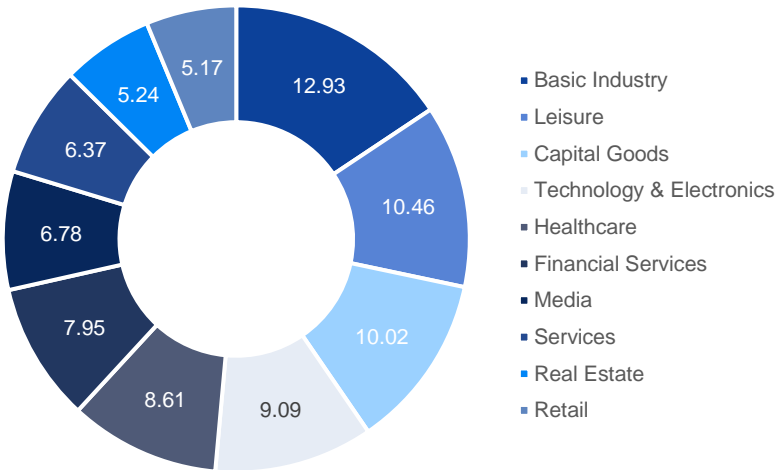
Source: SMDAM and Ares Capital, data as at 30 June 2025. Any discrepancies are due to rounding. Data shown is for the SMD-AM Ares ESG Enhanced Global High Yield Bond Fund (F) USD using portfolio month-end weights

**Risk warning:** The organisations and/or financial instruments mentioned are for reference purposes only. Material content should not be construed as a recommendation for their purchase or sale.

### Top 10 Holdings (%)

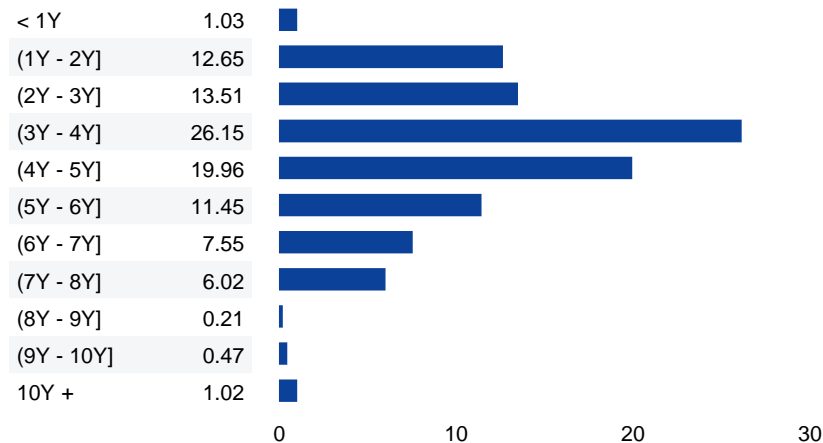
	Portfolio Weight
Ardagh Packaging Finance 4.13%	1.24
Community Health Systems Inc 5.63%	1.21
Charter Communications Inc 4.5%	1.09
Howden Group Holdings 7.25%	1.01
Evoke 7.56%	0.99
Sealed Air Corp 6.13%	0.99
Citrix 6.5%	0.98
LPL Holdings, Inc. 4.63%	0.97
Clean Harbors, Inc. 4.88%	0.97
Mr Cooper 5.5%	0.97
<b>Total</b>	<b>10.42</b>

### Industry Breakdown – Top 10 (%) (Merrill Lynch Industry Level 3)



Source: SMDAM and Ares Capital as at 30 June 2025

### Maturity Distribution (%)



Existing investors are invited to reach out using the link below to access further portfolio characteristics information, including holdings and attribution analysis.

Such information is typically provided on a one-month lagged basis to all investors upon request:  
<https://www.smd-am.co.uk/contact-us>.

## Share Classes Available

Institutional (F & I)				
Share Class		ISIN	Minimum investment amount*	Subsequent investment amount*
F	USD	LU2710802047	USD 5,000,000	USD 50,000
F	JPY Unhedged	LU2710801403	USD 5,000,000	USD 50,000
F	EUR Unhedged	LU2710801312	USD 5,000,000	USD 50,000
F	USD-S**	LU2710800850	USD 5,000,000	USD 50,000
F	EUR Hedged	LU2710802559	USD 5,000,000	USD 50,000
F	EUR-S Unhedged	LU2710800009	USD 5,000,000	USD 50,000
F	EUR-S Hedged	LU2710799409	USD 5,000,000	USD 50,000
F	JPY-S** Hedged	LU2710798690	USD 5,000,000	USD 50,000
F	JPY-S** Unhedged	LU2710799151	USD 5,000,000	USD 50,000
F	JPY Hedged	LU2710799078	USD 5,000,000	USD 50,000
F	GBP Hedged	LU2905585571	USD 5,000,000	USD 50,000
F	GBP Unhedged	LU2905585225	USD 5,000,000	USD 50,000
I	GBP Hedged	LU2905585654	USD 300,000	USD 50,000
I	GBP Unhedged	LU2905585498	USD 300,000	USD 50,000
I	USD	LU2710801825	USD 300,000	USD 50,000
I	JPY Unhedged	LU2710801239	USD 300,000	USD 50,000
I	EUR Unhedged	LU2710801155	USD 300,000	USD 50,000
I	USD-S**	LU2710800777	USD 300,000	USD 50,000
I	EUR Hedged	LU2710800348	USD 300,000	USD 50,000
I	EUR-S** Unhedged	LU2710799821	USD 300,000	USD 50,000
I	EUR-S** Hedged	LU2710799581	USD 300,000	USD 50,000
I	JPY-S** Hedged	LU2710798427	USD 300,000	USD 50,000
I	JPY-S** Unhedged	LU2710798856	USD 300,000	USD 50,000
I	JPY Hedged	LU2710798930	USD 300,000	USD 50,000
Wholesale (A)				
Share Class		ISIN	Minimum investment amount*	Subsequent investment amount*
A	USD	LU2710801742	USD 2,000	USD 1,000
A	EUR Unhedged	LU2710800934	USD 2,000	USD 1,000
A	USD-S**	LU2710800694	USD 2,000	USD 1,000
A	EUR Hedged	LU2710800181	USD 2,000	USD 1,000
A	EUR-S** Unhedged	LU2710799664	USD 2,000	USD 1,000
A	EUR-S** Hedged	LU2710799318	USD 2,000	USD 1,000
A	HKD-S** Unhedged	LU2710800264	USD 2,000	USD 1,000
A	HKD-S** Hedged	LU2710802633	USD 2,000	USD 1,000

\*USD or the equivalent in other currencies

\*\*Semi-Annual Distribution

## Disclaimers

This document is distributed to and is directed only at: (a) persons who have professional experience in matters relating to investments and falling within the definition of “investment professional” in article 19(5) of the Financial Services and Markets Act 2000 (Financial Promotion) Order 2005 (as amended) (the “Order”); (b) high-net-worth entities falling within article 49(2) of the Order; (c) certified sophisticated investors falling with article 50 of the Order; and (d) other persons to whom it may otherwise lawfully be communicated.

The information set out in this document is for information purposes only and is not intended to be investment advice, tax, financial or any other type of advice and is merely a brief summary of the main aspects of the Sub-Fund. This document is for information only and should not be construed as an offer to purchase shares of the Sub-Fund. The information is correct to the best of our knowledge at the date of issue. This document may not be copied, redistributed or reproduced in whole or in part without the prior written approval of Sumitomo Mitsui DS Asset Management (UK) Limited. For detailed information about the Sub-Fund please refer to the prospectus and the Key Investor Information Document (“KIID”). Financial information about the Sub-Fund is provided in the latest audited annual report or interim, whichever is newest. The KIID, the prospectus and the most recent annual report and the latest semi-annual report, if published thereafter, are the only binding basis for the purchase of shares and investment decisions should be based solely on this. The documents can be obtained free of charge at Sumitomo Mitsui DS Asset Management (UK) Limited, and on <http://www.smd-am.co.uk>. Sumitomo Mitsui DS Asset Management (UK) Limited suggests that you read the KIID, the prospectus and the last half / annual report and that you contact a professional adviser for personalised advice before deciding on any investment. Sumitomo Mitsui DS Asset Management (UK) Limited assumes no responsibility for the use of this document or its contents. This document does not contain any representation made by the management company of the Sub-Fund. Opinions and data expressed herein are subject to change without notice.

**Risk warning: On 1 January 2021 the UK left the EU transitional arrangements and no longer benefits from passporting rights into EEA countries.** The shares issued in the Sub-Fund may only be offered for sale or sold in jurisdictions where such offer or sale is legally permitted. In respect of the units distributed in and from Switzerland, the place of performance and jurisdiction is the registered office of the Representative. **Risk warning: Shares of the Sub-Fund are not available for purchase/sale in the U.S. or to U.S. persons residing outside the U.S., or in the EEA or to EEA domiciled persons.**

Any document regarding the Sub-Fund and/or the information may not be distributed in the U.S., or the EEA. Publication and distribution of this document and offer and sale of shares in the Sub-Fund may also be subject to special restrictions in other jurisdictions than the U.S., and the EEA.

**Risk warning: Investments in the Sub-Fund can both increase and decrease in value due to market fluctuations, the Sub-Fund's risk and costs associated with subscription and redemption, administration, etc., and you can lose the entire amount invested.** The Sub-Fund's historical development should not be considered a reliable indicator of future returns. Sumitomo Mitsui DS Asset Management (UK) Limited is authorised and regulated by the Financial Conduct Authority.

This is a marketing communication. Please refer to the prospectus of the UCITS and to the KIID before making any final investment decisions.

The Sub-Fund is making disclosures as an Article 8 fund for the purposes of the SFDR.

**Management Company:** Vistra Fund Management S.A. 16, rue Eugène Ruppert, L-2453 Luxembourg.

### **Paying / Information Agents:**

**UK & Ireland:** FE fundinfo.

**Luxembourg:** Brown Brothers Harriman (Luxembourg) S.C.A.

**Switzerland:** Tellco Bank Ltd. Bahnhofstrasse 4, 6430 Schwyz, Switzerland.

The representative in Switzerland is 1741 Fund Solutions Ltd, Burggraben 16, CH-9000 St. Gallen.