

Japan Equity High Conviction (I2) JPY

Investment Objective

Maximise total return over the medium-to-long term by focusing on fundamentals and concentrate investments on stocks that differ significantly between strategy’s analysis and market expectations. The target return is the benchmark +5%.

This product is actively managed and seeks to achieve mid-to-long term capital growth through investing primarily in equities or equities-related securities issued by Japanese companies. The product is limited to around 30 holdings and aims to generate excess returns in any market environment by utilising a bottom-up investment approach focusing on “Micro Leading Indicators” that are directly linked to corporates’ near-term earnings.

For institutional and wholesale investors seeking to participate in the capital market. The Sub-Fund is therefore suitable for investors who can afford to invest their capital over the longer term

Key Facts

- Sub-Fund Inception Date** 27 March 2024
- Share Class Inception Date** 27 March 2024
- Portfolio Manager** Hideyuki TANIUCHI, CMA / CFA
- Investment Manager** Sumitomo Mitsui DS Asset Management Company (UK) Limited
- ISIN (I2 JPY)** LU2786909890
- LEI** 21380039FEH3QPIJV648
- Domicile** Luxembourg
- Fund & Type Structure** UCITS (Luxembourg SICAV)
- Base Currency** JPY
- Benchmark** TOPIX Total Return Index*
- Number of Holdings** Circa 30 stocks
- Fund AUM (MM)** USD 131.90 / JPY 20,669.33 (as at 30/04/26)
- Strategy Size (MM)** USD 529.86 / JPY 84,295.44 (as at 31/03/26)
- Administrator** Brown Brothers Harriman (Luxembourg) S.C.A.

EU 2019/2088 SFDR Regs The Sub-Fund is categorised under SFDR as Article 8, promoting environmental and social characteristics but not having a sustainable investment objective.

*For performance comparison purposes and not to attain the SFDR environmental or social characteristics promoted by this Sub-Fund.

Investment Information

Investment Management Fee

- Institutional (I, I2) 0.70% p.a.
- Institutional (P) 0.45% p.a.
- Wholesale (A) 1.20% p.a.

Total Expense Ratio

- Institutional (I, I2) 0.90% p.a.
- Institutional (P) 0.50% p.a.
- Wholesale (A) 1.40% p.a.

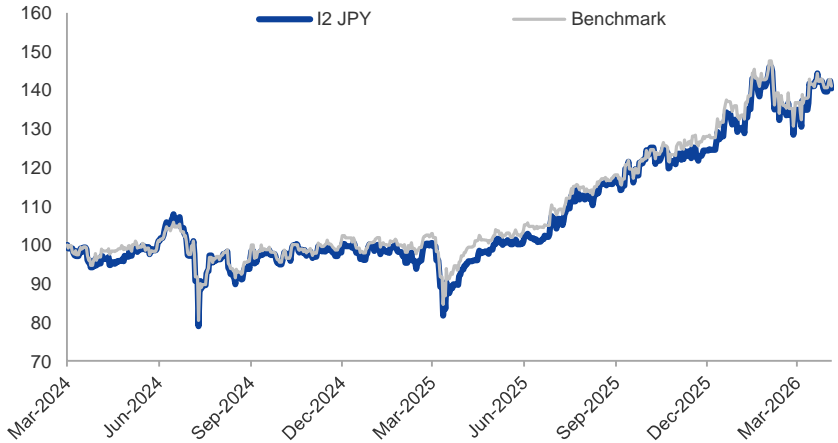
Dealing Frequency

Daily

The prospectus and the Key Information Document as well as the annual and semi-annual reports may be obtained free of charge from our website: www.smd-am.co.uk

Performance %

Daily fund performance vs. benchmark



Source: SMDAM and Bloomberg, data as at 30 April 2026. Rebased to 100 at inception of the share class (27 March 2024). The chart above shows daily performance, in the currency stated for the UCITS Fund (JPY) against the benchmark TOPIX Total Return Index which is shown in JPY. Performance is illustrated net of fees.

Fund Performance Share Class: (I2) JPY		
(Net of fees)	Fund %	Benchmark %
1m	7.58	6.57
3m	7.81	5.56
6m	12.24	13.17
12m	47.71	43.01
Since Inception p.a. (27/03/24)	17.60	17.85

Source: SMDAM, as at 30 April 2026.

Risk warning: Past performance is not a reliable indicator of future performance and may not be repeated. An investment’s value and the income deriving from it may fall, as well as rise, due to market fluctuations. Investors may not get back the amount originally invested. Any minor discrepancies are due to rounding. Performance is shown in JPY, the return may increase or decrease as a result of currency fluctuations and is net of fees (after trading expenses).

Style Indicator

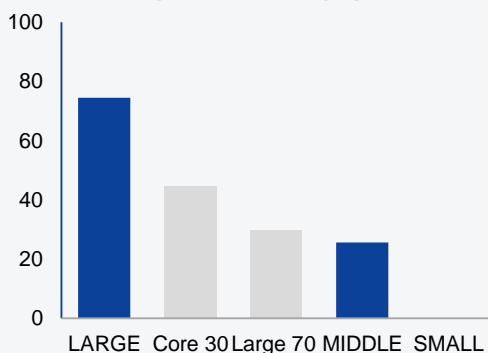


Performance Disclaimers

Source for all Sub-Fund data is SMDAM and SMDAM (UK). Basis for (I2) JPY share class performance data: NAV based, total return (net of fees), in JPY.

Where the Japan Equity High Conviction UCITS Fund performance is compared to TOPIX Total Return Index performance, this is done for reference purposes only as the UCITS Fund is benchmark-agnostic.

Market Capitalisation (%)



Portfolio Characteristics

PER Actual	21.45
PER Estimate	21.49
PBR Actual	2.21
ROE Actual (%)	10.30
PCFR Actual	13.35
PCFR Estimate	13.37
Dividend Yield (%)	1.90
Active Share (%)	72.28
No. of Stocks	33

Source: SMDAM, as at 30 April 2026.

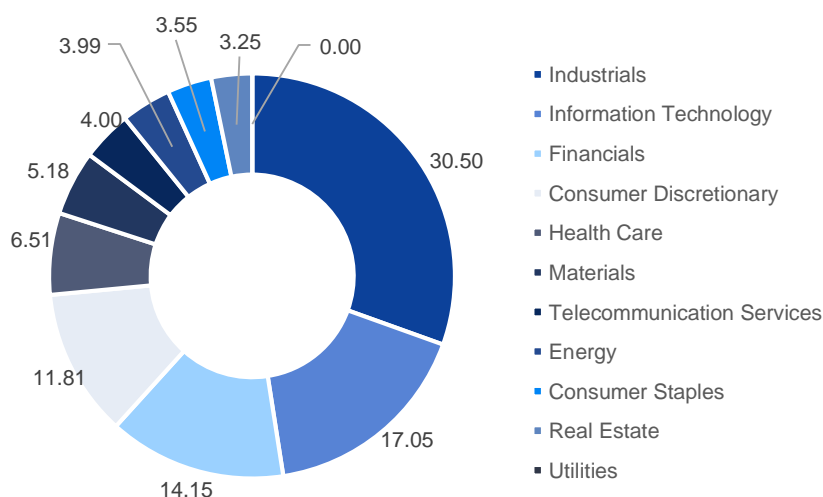
Frontier: Proprietary evaluation tool of sector allocation, P/E and P/B.

Risk warning: Past performance is not a reliable indicator of future performance and may not be repeated.

Top 10 Holdings (%)

Company	Fund Weight
Mitsubishi UFJ Financial Group Inc	6.34
Sumitomo Corp	4.49
Fuji Electric Co Ltd	4.47
Toyota Motor Corp	4.43
Furukawa Electric Co Ltd	4.34
Murata Manufacturing Co Ltd	4.32
Mitsubishi Heavy Industries Ltd	4.16
Hitachi Ltd	4.13
Takeda Pharmaceutical Co Ltd	3.77
Tokyo Electron Ltd	3.74
Total	44.19

GICS 11 Sector Classification – Fund (%)



NB: Futures positions constitute 0.18% of the portfolio as at 30 April 2026.

Top 5 Overweights (%)

Company	Active Weight
Fuji Electric Co Ltd	4.29
Furukawa Electric Co Ltd	4.06
Sumitomo Corp	3.78
Murata Manufacturing Co Ltd	3.38
Yaskawa Electric Corp	3.25

Top 5 Underweights (%)

Company	Active Weight
Sumitomo Mitsui Financial Group Inc	-2.26
Mitsubishi Corp	-2.01
SoftBank Group Corp	-1.91
Mizuho Financial Group Inc	-1.79
Mitsui & Co Ltd	-1.69

Source: SMDAM, as at 30 April 2026.

Risk warning: The organisations and/or financial instruments mentioned are for reference purposes only. The above-mentioned companies / industries are for illustrative purpose only and are not construed as solicitation of purchase or sale.

The stocks are not always invested in the portfolio.

Existing investors are invited to reach out using the link below to access further portfolio characteristics information, including holdings and attribution analysis.

Such information is typically provided on a one-month lagged basis to all investors upon request:

<https://www.smd-am.co.uk/contact-us>.

Share Classes Available

Institutional (I, P & S)					
Share Class		ISIN	Minimum investment amount*	Subsequent investment amount*	
I2	JPY	LU2786909890	JPY 30,000,000	JPY 6,000,000	
I	EUR Hedged	LU1767076406	JPY 30,000,000	JPY 6,000,000	
I	GBP Hedged	LU1767076588	JPY 30,000,000	JPY 6,000,000	
I	GBP Unhedged	LU2905584848	JPY 30,000,000	JPY 6,000,000	
I	USD Hedged	LU1767076661	JPY 30,000,000	JPY 6,000,000	
I	USD Unhedged	LU2905584921	JPY 30,000,000	JPY 6,000,000	
P	JPY	LU1767075937	JPY 30,000,000	JPY 6,000,000	
P	EUR Hedged	LU3038472273	JPY 30,000,000	JPY 6,000,000	
P	EUR Unhedged	LU3038472190	JPY 30,000,000	JPY 6,000,000	
P	GBP Hedged	LU1767076158	JPY 30,000,000	JPY 6,000,000	
P	GBP Unhedged	LU3028668054	JPY 30,000,000	JPY 6,000,000	
P	USD Hedged	LU3038471978	JPY 30,000,000	JPY 6,000,000	
P	USD Unhedged	LU3038471895	JPY 30,000,000	JPY 6,000,000	
P	SGD Hedged	LU3031496436	JPY 30,000,000	JPY 6,000,000	
P	SGD Unhedged	LU3028668138	JPY 30,000,000	JPY 6,000,000	
S	JPY	LU2786909205	JPY 30,000,000	JPY 6,000,000	
S	EUR Hedged	LU2786909387	JPY 30,000,000	JPY 6,000,000	
S	EUR Unhedged	LU2786909460	JPY 30,000,000	JPY 6,000,000	
S	GBP Hedged	LU2905585068	JPY 30,000,000	JPY 6,000,000	
S	GBP Unhedged	LU2905585142	JPY 30,000,000	JPY 6,000,000	
S	USD Hedged	LU2786909544	JPY 30,000,000	JPY 6,000,000	
S	USD Unhedged	LU2786909627	JPY 30,000,000	JPY 6,000,000	
Wholesale (A)					
Share Class		ISIN	Minimum investment amount*	Subsequent investment amount*	
A	JPY	LU1767076745	JPY 200,000	JPY 100,000	
A	EUR Hedged	LU1767076828	JPY 200,000	JPY 100,000	
A	EUR Unhedged	LU2788607526	JPY 200,000	JPY 100,000	
A	GBP Hedged	LU1767077040	JPY 200,000	JPY 100,000	
A	USD Hedged	LU1767077123	JPY 200,000	JPY 100,000	
A	USD Unhedged	LU2786910047	JPY 200,000	JPY 100,000	
A	HKD Hedged	LU2786910120	JPY 200,000	JPY 100,000	
A	HKD Unhedged	LU2786909114	JPY 200,000	JPY 100,000	
A	SGD Hedged	LU3028668211	JPY 200,000	JPY 100,000	
A	SGD Unhedged	LU3031496519	JPY 200,000	JPY 100,000	
A2	USD Hedged	LU3028668302	JPY 1	JPY 1	
A2	USD Unhedged	LU3031496600	JPY 1	JPY 1	
A2	HKD Hedged	LU3028668484	JPY 1	JPY 1	
A2	HKD Unhedged	LU3031496782	JPY 1	JPY 1	

*JPY or the equivalent in other currencies

Disclaimers – Sumitomo Mitsui DS Asset Management (UK) Limited – UCITS

This document is distributed to and is directed only at: (a) persons who have professional experience in matters relating to investments and falling within the definition of “investment professional” in article 19(5) of the Financial Services and Markets Act 2000 (Financial Promotion) Order 2005 (as amended) (the “Order”); (b) high-net-worth entities falling within article 49(2) of the Order; (c) certified sophisticated investors falling with article 50 of the Order; and (d) other persons to whom it may otherwise lawfully be communicated.

The information set out in this document is for information purposes only and is not intended to be investment advice, tax, financial or any other type of advice and is merely a brief summary of the main aspects of the Sub-Fund. This document is for information only and should not be construed as an offer to purchase shares of the Sub-Fund. The information is correct to the best of our knowledge at the date of issue. This document may not be copied, redistributed or reproduced in whole or in part without the prior written approval of Sumitomo Mitsui DS Asset Management (UK) Limited. For detailed information about the Sub-Fund please refer to the prospectus and the Key Investor Information Document (“KIID”). Financial information about the Sub-Fund is provided in the latest audited annual report or interim, whichever is newest. The KIID, the prospectus and the most recent annual report and the latest semi-annual report, if published thereafter, are the only binding basis for the purchase of shares and investment decisions should be based solely on this. The documents can be obtained free of charge at Sumitomo Mitsui DS Asset Management (UK) Limited, and on <http://www.smd-am.co.uk>. Sumitomo Mitsui DS Asset Management (UK) Limited suggests that you read the KIID, the prospectus and the last half / annual report and that you contact a professional adviser for personalised advice before deciding on any investment. Sumitomo Mitsui DS Asset Management (UK) Limited assumes no responsibility for the use of this document or its contents. This document does not contain any representation made by the management company of the Sub-Fund. Opinions and data expressed herein are subject to change without notice.

Risk warning: On 1 January 2021 the UK left the EU transitional arrangements and no longer benefits from passporting rights into EEA countries. The shares issued in the Sub-Fund may only be offered for sale or sold in jurisdictions where such offer or sale is legally permitted. In respect of the units distributed in and from Switzerland, the place of performance and jurisdiction is the registered office of the Representative. **Risk warning: Shares of the Sub-Fund are not available for purchase/sale in the U.S. or to U.S. persons residing outside the U.S., or in the EEA or to EEA domiciled persons.**

Any document regarding the Sub-Fund and/or the information may not be distributed in the U.S., or the EEA. Publication and distribution of this document and offer and sale of shares in the Sub-Fund may also be subject to special restrictions in other jurisdictions than the U.S., and the EEA.

Risk warning: Investments in the Sub-Fund can both increase and decrease in value due to market fluctuations, the Sub-Fund's risk and costs associated with subscription and redemption, administration, etc., and you can lose the entire amount invested. The Sub-Fund's historical development should not be considered a reliable indicator of future returns. Sumitomo Mitsui DS Asset Management (UK) Limited is authorised and regulated by the Financial Conduct Authority. The Sub-Fund is exposed to several risks including, but not limited to, concentration risk, counterparty risk, and credit risk. These risks may result in significant fluctuations in the value of your investment.

The sub-funds DSBI Japan Equity Small Cap Absolute Value, SMD-AM Ares ESG Enhanced Global High Yield Bond Fund, SMD-AM Japan Equity High Conviction Fund and SMD-AM Japan Mid Small Cap Value are registered with the Swiss Financial Market Supervisory Authority FINMA and may be offered and the prospectus may be distributed in Switzerland to non-qualified investors and to qualified investors in accordance with art. 123 of the Federal Act on Collective Investment Schemes (CISA).

This is an advertising document. The state of the origin of the fund is Luxembourg. In Switzerland, the representative is 1741 Fund Solutions Ltd, Burggraben 16, 9000 St. Gallen. The paying agent is Telco Bank Ltd, Bahnhofstrasse 4, 6430 Schwyz. The prospectus, the PRIIP-KIDs, the articles of association or other legal fund documents (as applicable) as well as the annual and semi-annual reports (if available) may be obtained free of charge from the representative. Past performance is no indication of current or future performance. The performance data do not take into account the commissions and costs incurred on the issue and redemption of units.

This is a marketing communication. Please refer to the prospectus of the UCITS and to the KIID before making any final investment decisions.

The Sub-Fund is making disclosures as an Article 8 fund for the purposes of the SFDR.

Management Company: Vistra Fund Management S.A. 16, rue Eugène Ruppert, L-2453 Luxembourg.

Paying / Information Agents:

UK & Ireland: FE fundinfo.

Luxembourg: Brown Brothers Harriman (Luxembourg) S.C.A.

Switzerland: Telco Bank Ltd. Bahnhofstrasse 4, 6430 Schwyz, Switzerland.

The representative in Switzerland is 1741 Fund Solutions Ltd, Burggraben 16, CH-9000 St. Gallen.

Contacts

For investors outside the EEA

Richard HAXE: +44 (0)20 7507 6431

Alex BARRY: +44 (0)20 7507 6419

Chloé CHOQUIN: +44 (0)20 7507 6424

Thomas CARTWRIGHT: +44 (0)20 7507 6440

Email: uksales@smd-am.co.jp