

Japan Equity Mid-Small Cap Value (P) JPY

Investment Objective

An active strategy using a fundamental approach and investing in undervalued stocks by narrowing down all listed companies based on financial criteria (PBR-ROE approach), while utilising AI* to identify stocks in which we can expect medium-term changes. In addition, we make proactive recommendations to the portfolio companies and address business issues with the aim of improving their corporate value.

*Use of Artificial Intelligence (AI): see general disclaimer page.

Key Facts

- Sub-Fund Inception Date** 10 October 2024
- Share Class Inception Date** 10 October 2024
- Portfolio Manager** Kazuhiro BENA, CMA
- Investment Manager** Sumitomo Mitsui DS Asset Management Company (UK) Limited
- ISIN (P JPY)** LU2905585738
- LEI** 213800OTVPD131AGRS27
- Domicile** Luxembourg
- Fund & Type Structure** UCITS (Luxembourg SICAV)
- Base Currency** JPY
- Benchmark** Russell/Nomura Mid-Small Cap Index (including dividends)**
- Number of Holdings** Circa 100 stocks
- Fund AUM (MM)** USD 25.08 / JPY 3,931.25 (as at 31/12/25)
- Strategy Size (MM)** USD 567.94 / JPY 88,626.57 (as at 30/11/25)
- Administrator** Brown Brothers Harriman (Luxembourg) S.C.A.
- EU 2019/2088 SFDR Regs** The Sub-Fund is categorised under SFDR as Article 6.

**For performance comparison purposes and not to attain the SFDR environmental or social characteristics promoted by this Sub-Fund.

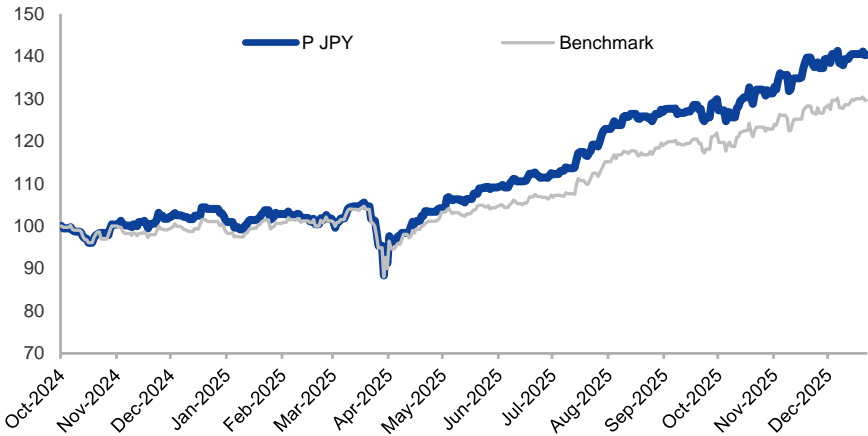
Investment Information

- Investment Management Fee**
 - Institutional (I) 0.80% p.a.
 - Institutional (P) 0.45% p.a.
 - Wholesale (A) 1.50% p.a.
- Total Expense Ratio**
 - Institutional (I) 1.10% p.a.
 - Institutional (P) 0.50% p.a.
 - Wholesale (A) 1.80% p.a.
- Dealing Frequency** Daily

The prospectus and the Key Information Document as well as the annual and semi-annual reports may be obtained free of charge from our website: www.smd-am.co.uk

Performance %

Daily fund performance vs. benchmark



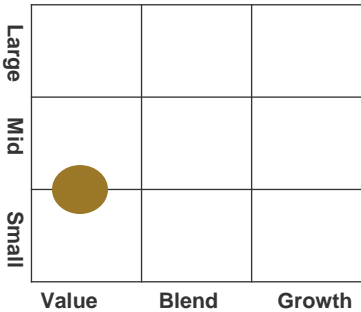
Source: SMDAM and Bloomberg, data as at 31 December 2025. Rebased to 100 at inception of the share class (10 October 2024). The chart above shows daily performance, in the currency stated for the UCITS Fund (JPY) against the benchmark Russell/Nomura Mid-Small Cap Index (including dividends) which is shown in JPY. Performance is illustrated net of fees.

Fund Performance Share Class: (P) JPY		
(Net of fees)	Fund %	Benchmark %
1m	0.45	1.06
3m	9.95	8.50
6m	24.60	20.65
12m	34.86	28.29
Since Inception p.a. (10/10/24)	31.84	23.62

Source: SMDAM, as at 31 December 2025.

Risk warning: Past performance is not a reliable indicator of future performance and may not be repeated. An investment's value and the income deriving from it may fall, as well as rise, due to market fluctuations. Investors may not get back the amount originally invested. Any minor discrepancies are due to rounding. Performance is shown in JPY, the return may increase or decrease as a result of currency fluctuations and is net of fees (after trading expenses).

Style Indicator

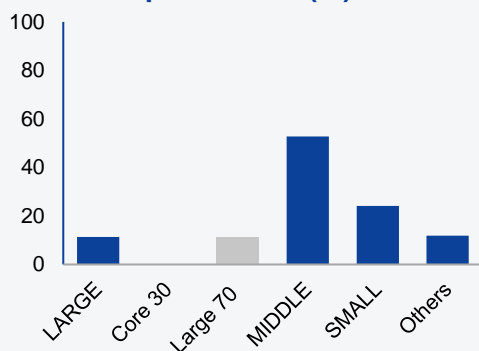


Performance Disclaimers

Source for all Sub-Fund data is SMDAM and SMDAM (UK). Basis for (P) JPY share class performance data: NAV based, total return (net of fees), in JPY.

Where the Japan Equity Mid-Small Cap Value UCITS Fund performance is compared to Russell/Nomura Mid-Small Cap (with div) indices performance, this is done for reference purposes only as the UCITS Fund is benchmark-agnostic.

Market Capitalisation (%)



Portfolio Characteristics

PER Actual	16.45
PER Estimate	15.52
PBR Actual	1.64
ROE Actual (%)	9.96
PCFR Actual	11.15
PCFR Estimate	10.73
Dividend Yield (%)	2.27
Active Share (%)	87.47
No. of Stocks	107

Source: SMDAM, as at 31 December 2025.

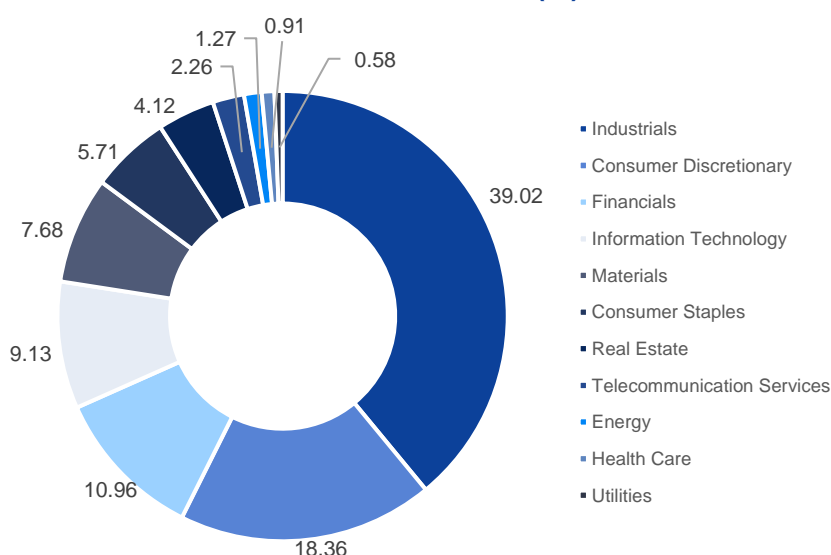
Frontier: Proprietary evaluation tool of sector allocation, P/E and P/B.

Risk warning: Past performance is not a reliable indicator of future performance and may not be repeated.

Top 10 Holdings (%)

	Fund Weight
Tokyo Tatemono Co Ltd	3.64
Fuji Electric Co Ltd	3.50
CCI Group Inc	3.33
Sumitomo Electric Industries Ltd	3.07
Sojitz Corp	2.99
Toyota Tsusho Corp	2.63
Ebara Corp	2.41
77 Bank Ltd	2.23
Toyo Suisan Kaisha Ltd	2.06
Daifuku Co Ltd	2.03
Total	27.89

GICS 11 Sector Classification – Fund (%)



NB: Futures positions constitute 0.00% of the portfolio as at 31 December 2025.

Top 5 Overweights (%)

	Active Weight
Tokyo Tatemono Co Ltd	3.50
CCI Group Inc	3.30
Fuji Electric Co Ltd	3.15
Sojitz Corp	2.79
77 Bank Ltd	2.13

Top 5 Underweights (%)

	Active Weight
ORIX Corp	-1.14
AEON Co Ltd	-1.01
Sompo Holdings Inc	-1.01
Panasonic Holdings Corp	-1.00
Mitsui Fudosan Co Ltd	-1.00

Source: SMDAM, as at 31 December 2025.

Risk warning: The organisations and/or financial instruments mentioned are for reference purposes only. The above-mentioned companies / industries are for illustrative purpose only and are not construed as solicitation of purchase or sale. The stocks are not always invested in the portfolio.

Existing investors are invited to reach out using the link below to access further portfolio characteristics information, including holdings and attribution analysis.

Such information is typically provided on a one-month lagged basis to all investors upon request: <https://www.smd-am.co.uk/contact-us>.

Share Classes Available

Institutional (I & P)				
Share Class		ISIN	Minimum investment amount*	Subsequent investment amount*
I	JPY	LU2905586462	JPY 30,000,000	JPY 6,000,000
I	EUR Unhedged	LU2905586629	JPY 30,000,000	JPY 6,000,000
I	EUR Hedged	LU2905586546	JPY 30,000,000	JPY 6,000,000
I	GBP Unhedged	LU2905583527	JPY 30,000,000	JPY 6,000,000
I	GBP Hedged	LU2905583790	JPY 30,000,000	JPY 6,000,000
I	USD Unhedged	LU2905586892	JPY 30,000,000	JPY 6,000,000
I	USD Hedged	LU2905583444	JPY 30,000,000	JPY 6,000,000
P	JPY	LU2905585738	JPY 1,000,000,000	JPY 100,000,000
P	EUR Unhedged	LU2905585811	JPY 1,000,000,000	JPY 100,000,000
P	EUR Hedged	LU2905585902	JPY 1,000,000,000	JPY 100,000,000
P	GBP Unhedged	LU2905586207	JPY 1,000,000,000	JPY 100,000,000
P	GBP Hedged	LU2905586389	JPY 1,000,000,000	JPY 100,000,000
P	USD Unhedged	LU2905586033	JPY 1,000,000,000	JPY 100,000,000
P	USD Hedged	LU2905586116	JPY 1,000,000,000	JPY 100,000,000
Wholesale (A)				
Share Class		ISIN	Minimum investment amount*	Subsequent investment amount*
A	JPY	LU2905583873	JPY 200,000	JPY 100,000
A	EUR Unhedged	LU2905584178	JPY 200,000	JPY 100,000
A	EUR Hedged	LU2905583956	JPY 200,000	JPY 100,000
A	GBP Unhedged	LU2905584418	JPY 200,000	JPY 100,000
A	GBP Hedged	LU2905584509	JPY 200,000	JPY 100,000
A	USD Unhedged	LU2905584251	JPY 200,000	JPY 100,000
A	USD Hedged	LU2905584335	JPY 200,000	JPY 100,000
A	HKD Unhedged	LU2905584681	JPY 200,000	JPY 100,000
A	HKD Hedged	LU2905584764	JPY 200,000	JPY 100,000

*JPY or the equivalent in other currencies

Disclaimers

This document is distributed to and is directed only at: (a) persons who have professional experience in matters relating to investments and falling within the definition of "investment professional" in article 19(5) of the Financial Services and Markets Act 2000 (Financial Promotion) Order 2005 (as amended) (the "Order"); (b) high-net-worth entities falling within article 49(2) of the Order; (c) certified sophisticated investors falling with article 50 of the Order; and (d) other persons to whom it may otherwise lawfully be communicated.

The information set out in this document is for information purposes only and is not intended to be investment advice, tax, financial or any other type of advice and is merely a brief summary of the main aspects of the Sub-Fund. This document is for information only and should not be construed as an offer to purchase shares of the Sub-Fund. The information is correct to the best of our knowledge at the date of issue. This document may not be copied, redistributed or reproduced in whole or in part without the prior written approval of Sumitomo Mitsui DS Asset Management (UK) Limited. For detailed information about the Sub-Fund please refer to the prospectus and the Key Investor Information Document ("KIID"). Financial information about the Sub-Fund is provided in the latest audited annual report or interim, whichever is newest. The KIID, the prospectus and the most recent annual report and the latest semi-annual report, if published thereafter, are the only binding basis for the purchase of shares and investment decisions should be based solely on this. The documents can be obtained free of charge at Sumitomo Mitsui DS Asset Management (UK) Limited, and on <http://www.smd-am.co.uk>. Sumitomo Mitsui DS Asset Management (UK) Limited suggests that you read the KIID, the prospectus and the last half / annual report and that you contact a professional adviser for personalised advice before deciding on any investment. Sumitomo Mitsui DS Asset Management (UK) Limited assumes no responsibility for the use of this document or its contents. This document does not contain any representation made by the management company of the Sub-Fund. Opinions and data expressed herein are subject to change without notice.

In Switzerland, the representative in Switzerland is 1741 Fund Solutions Ltd, Burggraben 16, CH-9000 St. Gallen. The paying agent is Tellco Bank Ltd., Bahnhofstrasse 4, 6430 Schwyz, Switzerland. The Sub-Fund prospectus, the KID, the articles of association as well as the annual and semi-annual reports may be obtained free of charge from the representative.

Risk warning: On 1 January 2021 the UK left the EU transitional arrangements and no longer benefits from passporting rights into EEA countries. The shares issued in the Sub-Fund may only be offered for sale or sold in jurisdictions where such offer or sale is legally permitted. In respect of the units distributed in and from Switzerland, the place of performance and jurisdiction is the registered office of the Representative. **Risk warning: Shares of the Sub-Fund are not available for purchase/sale in the U.S. or to U.S. persons residing outside the U.S., or in the EEA or to EEA domiciled persons.**

Any document regarding the Sub-Fund and/or the information may not be distributed in the U.S., or the EEA. Publication and distribution of this document and offer and sale of shares in the Sub-Fund may also be subject to special restrictions in other jurisdictions than the U.S., and the EEA.

Risk warning: Investments in the Sub-Fund can both increase and decrease in value due to market fluctuations, the Sub-Fund's risk and costs associated with subscription and redemption, administration, etc., and you can lose the entire amount invested. The Sub-Fund's historical development should not be considered a reliable indicator of future returns. Sumitomo Mitsui DS Asset Management (UK) Limited is authorised and regulated by the Financial Conduct Authority.

Use of Artificial intelligence (AI): AI is used in the strategy, but only to support universe research. It complements the analysis after learning the characteristics of the managers' stock research. AI was originally developed jointly by the National Institute of Informatics and Sumitomo Mitsui DS Asset Management Company, Limited and is currently operated as an in-house system. The score calculated by AI is only used as a reference in the very early stages of the investment when selecting the universe. AI is not involved in any of the subsequent stock selection processes. AI is only used for Japanese listed companies. AI is a proprietary tool and no fees or other compensation are charged for its use.

This is a marketing communication. Please refer to the prospectus of the UCITS and to the KIID before making any final investment decisions.

The Sub-Fund is making disclosures as an Article 6 fund for the purposes of the SFDR.

Management Company: Vistra Fund Management S.A. 16, rue Eugène Ruppert, L-2453 Luxembourg.

Paying / Information Agents:

UK & Ireland: FE fundinfo.

Luxembourg: Brown Brothers Harriman (Luxembourg) S.C.A.

Switzerland: Tellco Bank Ltd. Bahnhofstrasse 4, 6430 Schwyz, Switzerland.

The representative in Switzerland is 1741 Fund Solutions Ltd, Burggraben 16, CH-9000 St. Gallen.

Contacts

For investors outside the EEA

Richard HAXE: +44 (0)20 7507 6431

Alex BARRY: +44 (0)20 7507 6419

Chloé CHOQUIN: +44 (0)20 7507 6424

Thomas CARTWRIGHT: +44 (0)20 7507 6440

Email: uksales@smd-am.co.jp