

# Japan Equity Small Cap Absolute Value (S) JPY

## Investment Objective

Maximise total return over the medium-to-long term by adopting a distinctive value-biased active investment style by looking for investment opportunities in undervalued, small-and-micro-cap companies with sustainable growth potential. The Sub-Fund is managed on an absolute/total return basis and not relative to any benchmarks, hence not looking to be managed on a relative return basis.

The Sub-Fund is actively managed but uses the Russell/Nomura Small Cap Index with Dividend as a reference for performance comparison. The investments of the Sub-Fund may deviate significantly from the components of and their respective weightings in the benchmark.

The Sub-Fund is suitable for investors who see the Sub-Fund as a suitable means to participate in the capital market performance. The Sub-Fund is therefore suitable for investors who can afford to invest their capital over the long term; i.e. a multiple year time horizon.

## Key Facts

**Sub-Fund Inception Date** 28 February 2017  
**Share Class Inception Date** 4 December 2018  
**Portfolio Manager** Tatsuro NIGAURI, CMA / CFA  
**Investment Manager** Sumitomo Mitsui DS Asset Management Company (UK) Limited  
**ISIN (S JPY)** LU1907539057  
**LEI** 21380081OOVSKCGISQ06  
**Domicile** Luxembourg  
**Fund & Type Structure** UCITS (Luxembourg SICAV)  
**Base Currency** JPY  
**Benchmark** Russell/Nomura Small Cap Index (with dividends)\*  
**Number of Holdings** Circa 300 stocks  
**Fund AUM (MM)** USD 135.66 / JPY 21,581.99 (as at 31/03/26)  
**Strategy Size (MM)** USD 1,383.85 / 216,053.89 (as at 28/02/26)  
**Administrator** Brown Brothers Harriman (Luxembourg) S.C.A.  
**EU 2019/2088 SFDR Regs** The Sub-Fund is categorised under SFDR as Article 6.

\*For performance comparison purposes and not to attain the SFDR environmental or social characteristics promoted by this Sub-Fund.

## Investment Information

### Investment Management Fee

Institutional (I) 0.80% p.a.  
 Institutional (P) 0.80% p.a.  
 Institutional (S) 0.50% p.a.  
 Wholesale (A) 1.20% p.a.

### Total Expense Ratio

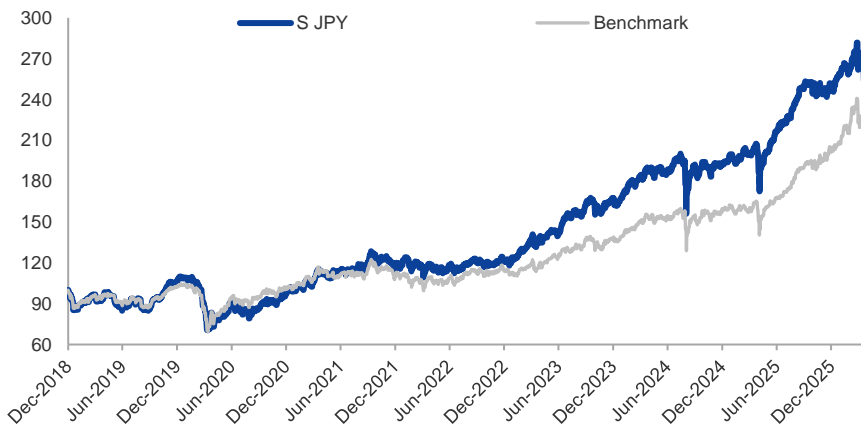
Institutional (I) N/A p.a.  
 Institutional (P) 1.00% p.a.  
 Institutional (S) 0.95% p.a.  
 Wholesale (A) N/A p.a.

### Dealing Frequency

The prospectus and the Key Information Document as well as the annual and semi-annual reports may be obtained free of charge from our website: [www.smd-am.co.uk](http://www.smd-am.co.uk)

## Performance

### Daily fund performance vs. benchmark



Source: SMDAM and Bloomberg, data as at 31 March 2026. Rebased to 100 at inception of the share class (4 December 2018). The chart above shows daily performance, in the currency stated for the UCITS Fund (JPY) against the benchmark Russell/Nomura Small Cap (with div) which is shown in JPY. Performance is illustrated net of fees.

Fund Performance Share Class: (S) JPY		
(Net of fees)	Fund %	Benchmark %
1m	-9.72	-9.92
3m	-1.39	4.56
12m	25.51	35.24
3yr p.a.	22.43	22.10
5yr p.a.	17.63	13.81
<b>Since Inception p.a. (04/12/18)</b>	<b>13.60</b>	<b>11.15</b>

Source: SMDAM, as at 31 March 2026.

**Risk warning:** Past performance is not a reliable indicator of future performance and may not be repeated. An investment's value and the income deriving from it may fall, as well as rise, due to market fluctuations. Investors may not get back the amount originally invested. Any minor discrepancies are due to rounding. Performance is shown in JPY, the return may increase or decrease as a result of currency fluctuations and is net of fees (after trading expenses).

## Style Indicator

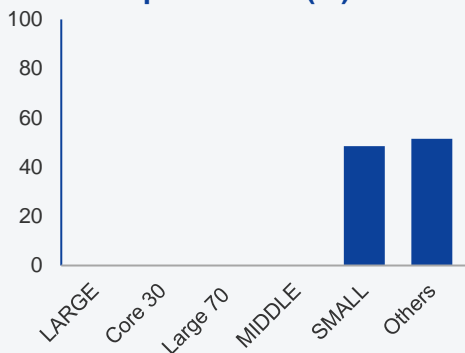


## Performance Disclaimers

Source for all Sub-Fund data is SMDAM and SMDAM (UK). Basis for (S) JPY share class performance data: NAV based, total return (net of fees), in JPY.

Where the Japan Equity Small Cap Absolute Value UCITS Fund performance is compared to Russell/Nomura Small Cap (with div) indices performance, this is done for reference purposes only as the UCITS Fund is benchmark-agnostic.

## Market Capitalisation (%)



## Portfolio Characteristics

PER Actual	11.24
PER Estimate	10.09
PBR Actual	1.31
ROE Actual (%)	11.64
PCFR Actual	8.02
PCFR Estimate	7.52
Dividend Yield (%)	2.85
Active Share (%)	98.96
No. of Stocks	264

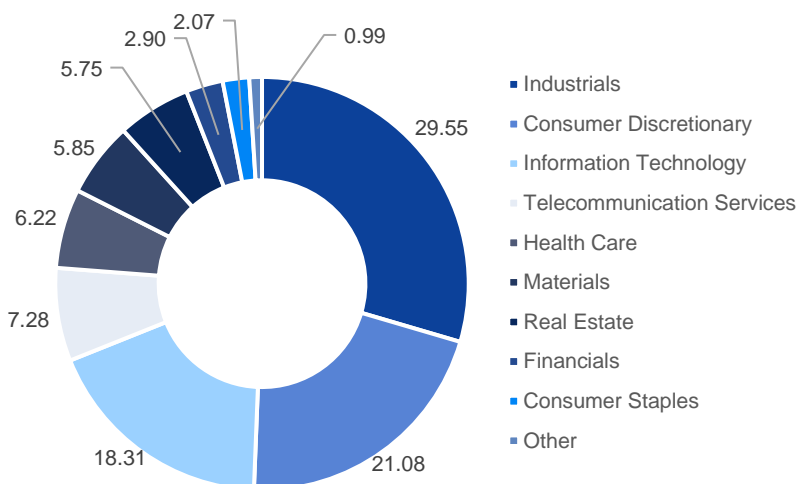
Source: SMDAM, as at 31 March 2026.

**Risk warning:** Past performance is not a reliable indicator of future performance and may not be repeated.

## Top 10 Holdings (%)

Company	Fund Weight
Intermestic Inc	3.55
Inabata & Co Ltd	2.96
Konoike Transport Co Ltd	2.80
Mimaki Engineering Co Ltd	2.47
Tential Inc	2.29
Ichiken Co Ltd	2.19
Beauty Garage Inc	1.85
Rent Corp	1.66
NS Group Inc	1.64
CUC Inc	1.62
<b>Total</b>	<b>23.03</b>

## GICS 11 Sector Classification – Fund (%)



**NB:** Futures positions constitute 0.00% of the portfolio as at 31 March 2026.

## Top 5 Overweights (%)

Company	Active Weight
Intermestic Inc	3.54
Inabata & Co Ltd	2.83
Konoike Transport Co Ltd	2.75
Mimaki Engineering Co Ltd	2.46
Tential Inc	2.29

## Top 5 Underweights (%)

Company	Active Weight
Modec Inc	-0.51
Tokyo Ohka Kogyo Co Ltd	-0.50
Mitsubishi Materials Corp	-0.46
Tsuruha Holdings Inc	-0.45
Open House Group Co Ltd	-0.45

Source: SMDAM, as at 31 March 2026.

**Risk warning:** The organisations and/or financial instruments mentioned are for reference purposes only. The above-mentioned companies / industries are for illustrative purpose only and are not construed as solicitation of purchase or sale. The stocks are not always invested in the portfolio.

Existing investors are invited to reach out using the link below to access further portfolio characteristics information, including holdings and attribution analysis.

Such information is typically provided on a one-month lagged basis to all investors upon request: <https://www.smd-am.co.uk/contact-us>.

## Share Classes Available

Institutional (I, P & S)				
Share Class		ISIN	Minimum investment amount*	Subsequent investment amount*
I	JPY	LU1550200833	JPY 30,000,000	JPY 6,000,000
I	EUR Hedged	LU1550201054	JPY 30,000,000	JPY 6,000,000
I	GBP Hedged	LU1550201138	JPY 30,000,000	JPY 6,000,000
I	GBP Unhedged	LU1592281262	JPY 30,000,000	JPY 6,000,000
I	USD Hedged	LU1550201211	JPY 30,000,000	JPY 6,000,000
I	USD Unhedged	LU2905584095	JPY 30,000,000	JPY 6,000,000
P	JPY	LU1550200676	JPY 30,000,000	JPY 6,000,000
P	EUR Hedged	LU1550200916	JPY 30,000,000	JPY 6,000,000
P	USD Hedged	LU1557267256	JPY 30,000,000	JPY 6,000,000
S	JPY	LU1907539057	EUR 30,000,000	EUR 50,000
S	EUR Unhedged	LU1565290522	EUR 30,000,000	EUR 50,000
S	EUR Hedged	LU1646558814	EUR 30,000,000	EUR 50,000
Wholesale (A)				
Share Class		ISIN	Minimum investment amount*	Subsequent investment amount*
A	JPY	LU1550201484	JPY 200,000	JPY 100,000
A	EUR Hedged	LU1550201567	JPY 200,000	JPY 100,000
A	GBP Hedged	LU1550201641	JPY 200,000	JPY 100,000
A	USD Hedged	LU1550201724	JPY 200,000	JPY 100,000
A	USD Unhedged	LU2710798344	JPY 200,000	JPY 100,000
A	HKD Unhedged	LU2710802120	JPY 200,000	JPY 100,000
A	HKD Hedged	LU2710802476	JPY 200,000	JPY 100,000

\*JPY or the equivalent in other currencies

## Disclaimers – Sumitomo Mitsui DS Asset Management (UK) Limited – UCITS

This document is distributed to and is directed only at: (a) persons who have professional experience in matters relating to investments and falling within the definition of “investment professional” in article 19(5) of the Financial Services and Markets Act 2000 (Financial Promotion) Order 2005 (as amended) (the “Order”); (b) high-net-worth entities falling within article 49(2) of the Order; (c) certified sophisticated investors falling with article 50 of the Order; and (d) other persons to whom it may otherwise lawfully be communicated.

The information set out in this document is for information purposes only and is not intended to be investment advice, tax, financial or any other type of advice and is merely a brief summary of the main aspects of the Sub-Fund. This document is for information only and should not be construed as an offer to purchase shares of the Sub-Fund. The information is correct to the best of our knowledge at the date of issue. This document may not be copied, redistributed or reproduced in whole or in part without the prior written approval of Sumitomo Mitsui DS Asset Management (UK) Limited. For detailed information about the Sub-Fund please refer to the prospectus and the Key Investor Information Document (“KIID”). Financial information about the Sub-Fund is provided in the latest audited annual report or interim, whichever is newest. The KIID, the prospectus and the most recent annual report and the latest semi-annual report, if published thereafter, are the only binding basis for the purchase of shares and investment decisions should be based solely on this. The documents can be obtained free of charge at Sumitomo Mitsui DS Asset Management (UK) Limited, and on <http://www.smd-am.co.uk>. Sumitomo Mitsui DS Asset Management (UK) Limited suggests that you read the KIID, the prospectus and the last half / annual report and that you contact a professional adviser for personalised advice before deciding on any investment. Sumitomo Mitsui DS Asset Management (UK) Limited assumes no responsibility for the use of this document or its contents. This document does not contain any representation made by the management company of the Sub-Fund. Opinions and data expressed herein are subject to change without notice.

**Risk warning: On 1 January 2021 the UK left the EU transitional arrangements and no longer benefits from passporting rights into EEA countries.** The shares issued in the Sub-Fund may only be offered for sale or sold in jurisdictions where such offer or sale is legally permitted. In respect of the units distributed in and from Switzerland, the place of performance and jurisdiction is the registered office of the Representative. **Risk warning: Shares of the Sub-Fund are not available for purchase/sale in the U.S. or to U.S. persons residing outside the U.S., or in the EEA or to EEA domiciled persons.**

Any document regarding the Sub-Fund and/or the information may not be distributed in the U.S., or the EEA. Publication and distribution of this document and offer and sale of shares in the Sub-Fund may also be subject to special restrictions in other jurisdictions than the U.S., and the EEA.

**Risk warning: Investments in the Sub-Fund can both increase and decrease in value due to market fluctuations, the Sub-Fund's risk and costs associated with subscription and redemption, administration, etc., and you can lose the entire amount invested.** The Sub-Fund's historical development should not be considered a reliable indicator of future returns. Sumitomo Mitsui DS Asset Management (UK) Limited is authorised and regulated by the Financial Conduct Authority.

The sub-funds DSBI Japan Equity Small Cap Absolute Value, SMD-AM Ares ESG Enhanced Global High Yield Bond Fund, SMD-AM Japan Equity High Conviction Fund and SMD-AM Japan Mid Small Cap Value are registered with the Swiss Financial Market Supervisory Authority FINMA and may be offered and the prospectus may be distributed in Switzerland to non-qualified investors and to qualified investors in accordance with art. 123 of the Federal Act on Collective Investment Schemes (CISA).

This is an advertising document. The state of the origin of the fund is Luxembourg. In Switzerland, the representative is 1741 Fund Solutions Ltd, Burggraben 16, 9000 St. Gallen. The paying agent is Tellco Bank Ltd, Bahnhofstrasse 4, 6430 Schwyz. The prospectus, the PRIIP-KIDs, the articles of association or other legal fund documents (as applicable) as well as the annual and semi-annual reports (if available) may be obtained free of charge from the representative. Past performance is no indication of current or future performance. The performance data do not take into account the commissions and costs incurred on the issue and redemption of units.

This is a marketing communication. Please refer to the prospectus of the UCITS and to the KIID before making any final investment decisions.

**Management Company:** Vistra Fund Management S.A. 16, rue Eugène Ruppert, L-2453 Luxembourg.

**Paying / Information Agents:**

**UK & Ireland:** FE fundinfo.

**Luxembourg:** Brown Brothers Harriman (Luxembourg) S.C.A.

**Switzerland:** Tellco Bank Ltd. Bahnhofstrasse 4, 6430 Schwyz, Switzerland.

The representative in Switzerland is 1741 Fund Solutions Ltd, Burggraben 16, CH-9000 St. Gallen.

## Contacts

**For investors outside the EEA**

Richard HAXE: +44 (0)20 7507 6431

Alex BARRY: +44 (0)20 7507 6419

Chloé CHOQUIN: +44 (0)20 7507 6424

Thomas CARTWRIGHT: +44 (0)20 7507 6440

Email: [uksales@smd-am.co.jp](mailto:uksales@smd-am.co.jp)